



6-pole EMERGENCY STOP



6-pole



3-pole EMERGENCY STOP



3-pole

Technical data

Ex-safety switches 20 A

Marking accd. to 2014/34/EU	Ⓔ II 2 G Ex ed ia IIC T6 / Ⓔ II 2 D Ex tD A21 IP66 T80 °C	
EC-Type Examination Certificate	PTB 99 ATEX 1161	
IECEX Certificate of Conformity	BK1 07.0012	
Marking accd. to IECEx	Ex ed ia IIC T6 Ex tD A21 IP66 T55 °C	
Permissible ambient temperature	-20 °C up to +40 °C <sup>1)</sup>	
Rated voltage	up to max. 690 V	
Rated current	max. 20 A	
Frequency	50/60 Hz	
Rated making-/rated breaking capacity AC-3 accd. EN 60947-3	U <sub>e</sub> 230 V / I <sub>e</sub> 20 A U <sub>e</sub> 400 V / I <sub>e</sub> 20 A U <sub>e</sub> 500 V / I <sub>e</sub> 16 A U <sub>e</sub> 690 V / I <sub>e</sub> 10 A	
Rated making-/ breaking capacity DC 1/DC 23 accd. EN 60947-3	U <sub>e</sub> 60 V / I <sub>e</sub> 20 A (1 contact) U <sub>e</sub> 120 V / I <sub>e</sub> 20 A (2 contacts in series)	
Rated making-/ breaking capacity DC-13 (L/R = 100 ms) accd. EN 60947-3	U <sub>e</sub> 60 V / I <sub>e</sub> 6 A	
Switch-disconnector for maintenance accd. to IEC 62262-1	Class 1	
Back-up fuse	up to 400 V AC: 35 A gG up to 500 V AC: 35 A gG up to 690 V AC: 25 A gG	
Connecting terminals	main contact auxiliary-/Signal contact	max. 2 x 4 mm <sup>2</sup> (stranded wire or fine wire) / max. 6 mm <sup>2</sup> (pin cable lug) 2 x 0.5 - 2.5 mm <sup>2</sup> (option)
Protection class	I	
Degree of protection accd. to EN 60529	IP66	
Cable glands/enclosure drilling	M20 cable gland see ordering details M25 cable gland see ordering details M32 cable gland see ordering details Option: metal flange with thread	
Weight	3-pole 6-pole	approx. 1.48 kg approx. 2.43 kg
Enclosure material	glass-fibre reinforced polyester	
Enclosure colour	black	
Auxiliary contact (option)	1 x NO making - lagging; breaking - leading 1 x NC (only 6-pole version) making - leading; breaking - lagging	
Padlocking facility	can be locked in OFF position with 3 commercially available padlocks (Ø max. 6 mm)	

<sup>1)</sup> Other ambient temperatures on request

## GHG 262 - Ex-safety switches 20 A



3-pole



3-pole EMERGENCY STOP



6-pole



6-pole EMERGENCY STOP

### Ordering details

5

Content	Cable gland	Auxiliary contact	Order No.
<b>Safety switch 20 A 3-pole</b>			
3-pole	2 x M32 / 1 x M25	1 NO	GHG 262 2301 R0001
3-pole	2 x M32	none	GHG 262 2304 R0001
3-pole EMERGENCY STOP	2 x M32 / 1 x M25	1 NO	GHG 262 2301 R0002
3-pole EMERGENCY STOP	2 x M32	none	GHG 262 2304 R0002
<b>Safety switch 20 A 4-pole</b>			
4-pole	2 x M20	1 NO + 1 NC	GHG 262 2301 R0007
4-pole	2 x M32 / 1 x M25	1 NO + 1 NC	GHG 262 2301 R0009
4-pole	2 x M32	none	GHG 262 2304 R0004
4-pole	2 x M20	none	GHG 262 2304 R0003
4-pole EMERGENCY STOP	2 x M32 / 1 x M25	1 NO + 1 NC	GHG 262 2301 R0010
<b>Safety switch 20 A 6-pole</b>			
6-pole	4 x M32 / 1 x M25	1 NO + 1 NC	GHG 262 2601 R0001
6-pole	4 x M25	1 NO + 1 NC	GHG 262 2601 R0005
6-pole EMERGENCY STOP	4 x M32 / 1 x M25	1 NO + 1 NC	GHG 262 2601 R0002

Customized version on request, auxiliary contacts in Ex ia available

### Accessories

Type	Application	Fixing method	Order No.
<b>Mounting plate for Ex-safety switches 20 A 3-pole</b>			
Size 2	Wall mounting	snap on	GHG 610 1953 R0104
Size 2	Pipe clamp	snap on	GHG 610 1953 R0105
Size 2	Trellis-work mounting	snap on	GHG 610 1953 R0106

Type	Application	Fixing method	Order No.
<b>Mounting plate for Ex-safety switches 20 A 6-pole</b>			
Size 3	Wall mounting	snap on	GHG 610 1953 R0118
Size 3	Pipe clamp	snap on	GHG 610 1953 R0110
Size 3	Trellis-work mounting	snap on	GHG 610 1953 R0118

Type	Application	OU	Order No.
<b>Accessories for mounting plates</b>			
	Label holder with type label (blank) for mounting plate size 1, 2, 2A and 3	10	GHG 610 1953 R0057
	Mounting set for pipes 1" (of 27 - 30 mm) for mounting plates with pipe fixing	10	GHG 610 1953 R0020

Type	Application	OU	Order No.
<b>Canopies</b>			
Size 2	for mounting plate size 2	1	GHG 610 1955 R0102
Size 2A	for mounting plate size 2A	1	GHG 610 1955 R0103
Size 3	for pipe mounting plate size 3 vertical	1	GHG 610 1955 R0104
Size 3A	for mounting plates wall/trellis fixing size 3 vertical	1	GHG 610 1955 R0105
Size 3B	for mounting plates pipe fixing size 3 horizontal	1	GHG 610 1955 R0106

Please pay attention that only order units (OU) according to the ordering details can be delivered.



6-pole EMERGENCY STOP



6-pole

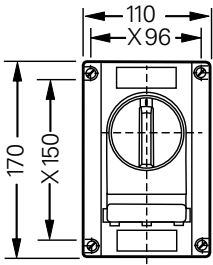


3-pole EMERGENCY STOP

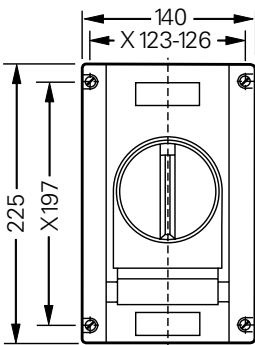
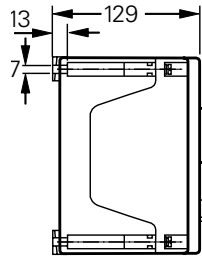


3-pole

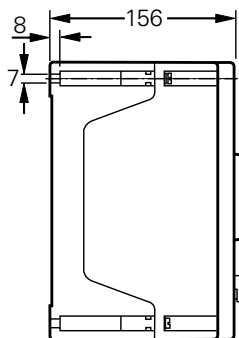
Dimension drawing



3/4-pole



6-pole



X = fixing dimensions

Authorised Distributor:



46, Jalan SS 22/21, Damansara Jaya,  
47400 Petaling Jaya,  
Selangor Darul Ehsan, Malaysia.  
Email: [ampmech@ampmech.com](mailto:ampmech@ampmech.com)  
Website: [www.ampmech.com](http://www.ampmech.com)