

Jacoby-Tarbox's Full ASME rated line of high pressure threaded bulls-eye sight flow indicators are engineered per the design criteria of ASME B31.1 & B31.3, Power and Process Piping Codes, incorporating the listed ASTM materials for all metals in the unit construction.



“Out-of-the-box Compliance”

ASME B31.1 & B31.3
CRN – All Provinces
API 614
NACE MR0175 / ISO15156-1 MRO103*
PED (Specify when ordering for proper tagging)

*All Wetted Metals

Process View Maximized

View matches or exceeds pipe inside diameter, allowing 100% unobstructed process observation of liquids, slurries, gases and solids.

Minimal Pressure Drop

Non-rotor models have unrestricted flow as all internal openings are no smaller than the pipe's inside diameter.

Safely View process properties such as color, clarity, air entrainment, and interface.

Economically View drain, lube, hydraulic, condensate, food and return lines.
















Standard Features:

- Single window tempered borosilicate (1 per side / 2 total)
- Cast Body
- 100% Hydrotest (See schedule T100.35)

Window and Shield Options:

- FM Approved dual window tempered borosilicate (2 per side / 4 total)
- UniShield® Window Protection - bonded PFA shielding for chemical resistance
- UniGlas® fused safety windows*

* Over 35 years without a single failure – ask us for details.

	Plain 	Flapper 	Rotor 	Drip 	Gas Indicator 
Class 300	S-100HPA-CL3(NF)	S-100HPA-CL3	S-300HPA-CL3	S-200HPA-CL3	S-100HPA-CL3-GI
Class 600	S-100HPA-CL6(NF)	S-100HPA-CL6	S-300HPA-CL6	S-200HPA-CL6	S-100HPA-CL6-GI
Class 900	S-100HPA-CL9(NF)	S-100HPA-CL9	S-300HPA-CL9	S-200HPA-CL9	S-100HPA-CL9-GI
Class 1500	S-100HPA-CL15(NF)	S-100HPA-CL15	S-300HPA-CL15	S-200HPA-CL15	S-100HPA-CL15-GI
Indicator	None	316 Weighted Flapper with 316 Pin	PTFE Rotor with 316 Pin	316 Drip Tube	Light Weight PTFE Indicator with 316 Mount
Flow	Bi-Directional 	Uni-Directional 	Bi-Directional 	Uni-Directional 	Uni-Directional 
Orientation	Horizontal or Vertical 	Horizontal or Vertical or Upward 	Horizontal or Vertical 	Vertical Downward or Horizontal 	Horizontal or Vertical or Upward 
Application	Observe presence or absence of fluid	Flow changes by flapper position	Indicates relative process velocity by rotation speed	Condensing gasses (drip) or partially full liquid lines	Gas flows. Low velocity liquid flow in full lines

CLASS 300 MODELS		CLASS 600 MODELS		CLASS 900 MODELS		CLASS 1500 MODELS	
Model	Code	Model	Code	Model	Code	Model	Code
S-100HPA-CL3(NF)	TAZ	S-100HPA-CL6(NF)	TBZ	S-100HPA-CL9(NF)	TCZ	S-100HPA-CL15(NF)	TDZ
S-100HPA-CL3	TAZ	S-100HPA-CL6	TBZ	S-100HPA-CL9	TCZ	S-100HPA-CL15	TDZ
S-200HPA-CL3	TEZ	S-200HPA-CL6	TFZ	S-200HPA-CL9	TGZ	S-200HPA-CL15	THZ
S-300HPA-CL3	TMZ	S-300HPA-CL6	TNZ	S-300HPA-CL9	TOZ	S-300HPA-CL15	TPZ
S-100HPA-CL3-DW(NF)	TYA	S-100HPA-CL6-DW(NF)	TYB	S-100HPA-CL9-DW(NF)	TYC	S-100HPA-CL15-DW(NF)	TYD
S-100HPA-CL3-DW	TYA	S-100HPA-CL6-DW	TYB	S-100HPA-CL9-DW	TYC	S-100HPA-CL15-DW	TYD
S-200HPA-CL3-DW	TYE	S-200HPA-CL6-DW	TYF	S-200HPA-CL9-DW	TYG	S-200HPA-CL15-DW	TYH
S-300HPA-CL3-DW	TYM	S-300HPA-CL6-DW	TYN	S-300HPA-CL9-DW	TYO	S-300HPA-CL15-DW	TYP

C O D E S	Model	Size	Wetted Metal	Body	Indicator	Window	Gasket	Non-Wetted	Faceplate

Size	Code
1/4"	04
3/8"	06
1/2"	08
3/4"	10
1"	12
1 1/2"	16
2"	18

Faceplate	Code
Jacoby-Tarbox	1

Body Material	(Max Temp)	Code
Carbon Steel (WCB)	(1000F/537C)	C
316 SS (CF8M)	(1500F/815C)	S
Bronze (B61)	(450F/232C)	B
316L SS (CF3M)	(1500F/815C)	6
Hastelloy® C (CW12MW)	(1300F/704C)	H
Alloy 20 (CN7M)	(600F/577C)	A
Monel® (M-35-1)	(900F/482C)	M
Duplex SS	Consult Factory Code	

Consult factory for special requirements.

Body Machining	Code
Standard NPT	1
Optional Buttweld End	2
Optional Socket Weld End	3

Indicator Choices for 100's & 200's	Code
No Flapper = Plain (100 only)	0
316SS Flapper (100) / 316 Drip (200)	1
PTFE Flutter (100)	2
Gas Indicator	G

Indicator Choices for 300's	Code
Standard PTFE Rotor	1
316SS Rotor - Note: ONLY use when PTFE is not compatible with process or temperature exceeds 500F (260C)	2

Material Note:
"Window Material", "Trim Material", and for Quartz, "Gasket Material", must be coordinated.

Match Designation
" T " = Tempered
" Q " = Quartz
" U " = UniGlas®

*Only use number in code

Trim Material	Code
Carbon Steel (T-Boro Window)	1 T
316 SS (T-Boro Window)	2 T
Carbon Steel (Quartz Window)	4 Q
316 SS (Quartz Window)	5 Q
Carbon Steel (UniGlas Window)	6 U
316 SS (UniGlas Window)	7 U

Note: All steel trim limited to 600F (277C)

Gasket choices for:

Gasket Material	(Max Temp)	Code
Neoprene	(250 F / 121 C)	1
Gylon® 3545	(500 F / 260 C)	2
Fiber (IFG® 5500)	(550 F / 287 C)	3
Graphite	(>800 F / 426 C)	4 Q
FKM (Viton®)	(400 F / 204 C)	5

Gasket choices for:

Gasket Material	(Max Temp)	Code
Neoprene - Not Available		X
Gylon® 3545	(500 F / 260 C)	2
Fiber (IFG® 5500)	(550 F / 287 C)	3
Graphite	(>800 F / 426 C)	4 Q
Viton - Not Available		X

Window Material	(Max Temp)	Code
Tempered Boro Glass	(500 F / 260 C)	1 T
T-Boro with UniShield®	(500 F / 260 C)	2 T
Quartz Glass	(2012 F / 1100 C)	4 Q
UniGlas® w/ Steel Ring	(600 F / 315 C)	5 U
UniGlas® w/ Hast C Ring	(600 F / 315 C)	6 U
UniGlas® w/ Duplex SS Ring	(532 F / 277 C)	9 U

Rating Notes:

Design Temperature: Unit Temperature rating based on the lowest "Max Temperature" of selected components (ie. body, glass, gaskets)

Design Pressure: Actual Unit Pressure rating based on body material as defined by ASME B16.5 material group.