













-  **6 meters**
Maximum Height
-  **120.000**
Lumens
-  **360° manual**
Rotation
-  SINGLE PHASE
-  FREQUENCY
-  R.P.M.
-  AIR-COOLED
-  LED
-  **Manual**
Lifting system
-  DIESEL

HIMOINSA Company with quality certification ISO 9001

HIMOINSA gensets are compliant with EC mark which includes the following directives:

- 2006/42/CE Machinery safety.
- 2006/95/EC Low voltage.
- 2014/30/UE Electromagnetic compatibility.
- 2014/35/UE electrical equipment designed for use within certain voltage limits
- 2000/14/EC Sound Power level. Noise emissions outdoor equipment. (amended by 2005/88/EC)
- 97/68/EC Emissions of gaseous and particulate pollutants. (amended by 2012/46/EU)
- EN 12100, EN 13857, EN 60204

Ambient conditions of reference according to ISO 8528-1:2005 normative: 1000 mbar, 25°C, 30% relative humidity.

Prime Power (PRP):

According to ISO 8528-1:2005, Prime power is the maximum power which a generating set is capable of delivering continuously whilst supplying a variable electrical load when operated for an unlimited number of hours per year under the agreed operating conditions with the maintenance intervals and procedures being carried out as prescribed by the manufacturer. The permissible average power output (Ppp) over 24 h of operation shall not exceed 70 % of the PRP.

HIMOINSA HEADQUARTERS:

Fábrica: Ctra. Murcia - San Javier, Km. 23,6 | 30730 SAN JAVIER (Murcia) Spain
 Tel.+34 968 19 11 28 Fax +34 968 19 12 17 Fax +34 968 19 04 20 info@himoinsa.com www.himoinsa.com

Manufacture facilities:

SPAIN • FRANCE • INDIA • CHINA • USA • BRAZIL • ARGENTINA

Subsidiaries:

PORTUGAL | POLAND | GERMANY | UK | SINGAPORE | UAE | PANAMA | DOMINICAN REPUBLIC | ARGENTINA | ANGOLA | SOUTH AFRICA

Index of technical icons used in this catalogue

 Water-cooled	 Manual	 1500 1800 r.p.m.	 KIT Kit	 Metal halide Quartz iodine	 Maximum Height
 Air-cooled	 Hydraulic	 3000 3600 r.p.m.	 360 Rotation	 LED	 Lumens



Specifications

Power (P.R.P)	kVA	4,5
Voltage (1 + N)	V	230
Maximum dimensions (in working mode)	(L x W x H)	2731 x 2781 x 6162
Minimum dimensions (in transport mode)	(L x W x H)	2331 x 1381 x 2842
Weight	Kg	600
Fuel tank capacity	L	114
Tank refilling		Internal
Autonomy	Hours	137
Noise level (power at 7m)		104 LWA - 78 dB(A)

Engine Specifications 3.000 r.p.m.

Model		YANMAR L100N5
Engine Type		4-stroke diesel
Injection Type		Direct
Aspiration Type		Natural
Number of cylinders and arrangement		1-L
Bore and Stroke	mm	86 x 75
Displacement	L	0,435
Cooling System		Air
Lube Oil Specifications		SAE 3 class 10W30 / API grade CD,CF
Fuel consumption (lights only)	L/Hr	0,83
Governor	Type	Mechanical
Air Filter	Type	Dry

Generator

Poles	nº	2
Connection type (standard)		Series
Mounting type		J609 B/6
Insulation	Class	H class
Enclosure (according IEC-34-5)		IP23
Exciter system		Self-excited, brushless
Voltage regulator		Capacitor
Bracket type		Single bearing
Coupling system		-----
Coating type		Standard (Vacuum impregnation)

Mast

Mast type		Manual
Mast sections		4
Raising / lowering time		-
Rotation		360° manual
Double safety block		Standard
Lamps	n°	2 x 500 W
Lamps type		LED
Total lumens	lm	2 x 60.000 = 120.000
Remaining power	kW	3,5

Bodywork

Canopy		Standard
Auxiliary sockets		2 x 16 Amp
Lifting hook		Standard

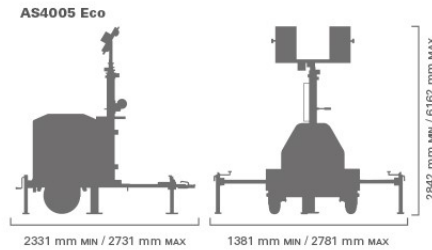
Chassis

Chassis traction kit		Standard
Signalling lamps		Reflectors (rear light kit optional)
Wheels		2 x 165R13
Stabilisers		4
Bracket holders		Standard

Control panel

Control and protection panel		M7T manual controller
Thermal magnetic switches to protect the spotlights and auxiliary sockets		Standard
Manoeuvring push buttons		-

Dimensions



Maximum dimensions (in working mode)	(L x W x H)	2731 x 2781 x 6162
Minimum dimensions (in transport mode)	(L x W x H)	2331 x 1381 x 2842

DIMENSIONS CORRESPOND TO THE TOWERS MOUNTED WITH FLOODLIGHTS



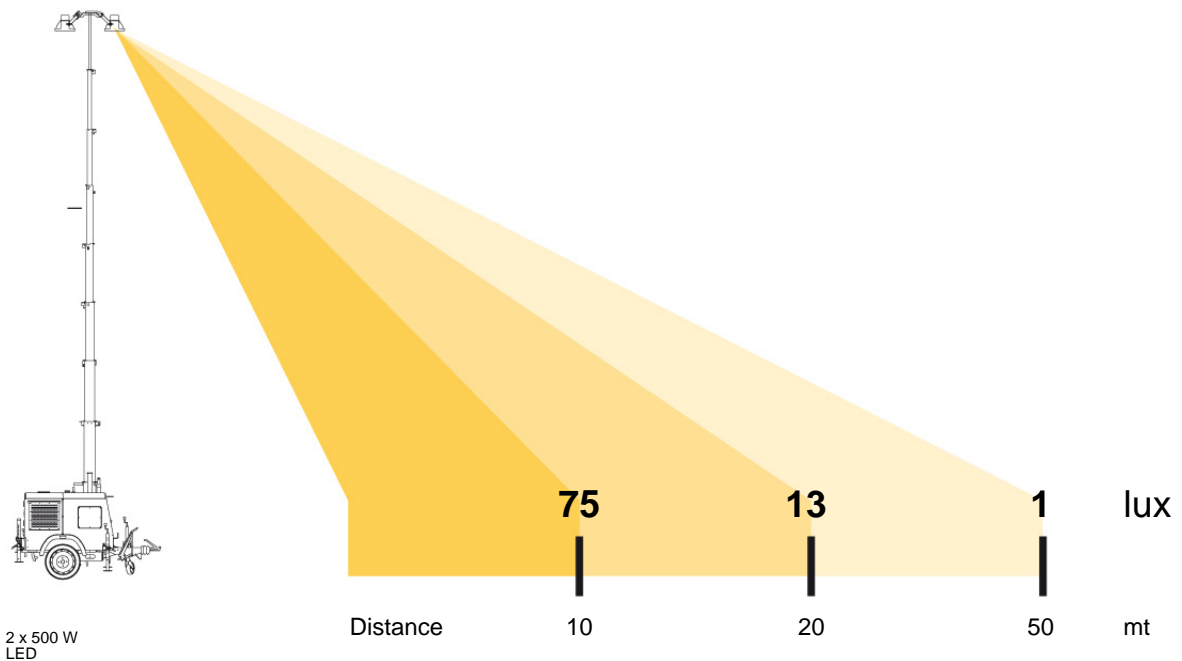
* Amounts related to dismantled towers

10 Units *

22 Units *

22 Units *

Light range



Features

Lighting tower

- Emergency stop
- Wide accesses for maintenance and control
- 4 stabilizers, two of which are extensible to guarantee stability
- Bubble level located at the top of the genset
- Draw bar with ball coupling
- Includes lifting hooks and bracket holders
- Rings for fixation during transport
- Wheels: 2 x 165R13

Electric System of the Lighting Tower

- M7T controller
- Watertight panel, for control, protection and managing
- Thermal magnetic switches for spotlights and auxiliary sockets
- Two 16 amps auxiliary power sockets for the supply of power to auxiliary equipment
- Electrical control panel with earth leakage protection

Himoinsa has the right to modify any feature without prior notice.

Weights and dimensions based on standard products. Illustrations may include optional equipment.

Technical data described in this catalogue correspond to the available information at the moment of printing.

Industrial design under patent.

Local Distributor

M7T Control Panel

MULTILINGUAL CONTROL PANEL

- Single-phase voltage
- Current (A)
- Frequency (Hz)
- Active, apparent power (kW, kVA)
- Oil pressure and water temperature (kPa, °C)
- Battery voltage, battery charging alternator voltage (V)
- Engine Speed (rpm)

ENGINE ALARMS

- High coolant temperature
- Low oil pressure
- Battery charge alternator failure
- Start failure
- Low water level
- Overspeed
- Underspeed
- Low battery voltage
- High coolant temperature (analogue)
- Low oil pressure (analogue)
- Low fuel level
- Unexpected shutdown
- Stop failure
- Emergency stop

GENERATOR ALARMS

- Overload
- Over-voltage
- Under-voltage
- Over-frequency
- Under-frequency
- Over-current
- Inverse power
- Emergency stop

Authorised Distributor:



46, Jalan SS 22/21, Damansara Jaya,
47400 Petaling Jaya,
Selangor Darul Ehsan, Malaysia.
Email: ampmech@ampmech.com
Website: www.ampmech.com

