













APOLO RANGE - MODEL  
**Compact Standard M5**

**APOLO COMPACT · Standar**

Powered by YANMAR

-  **9 meters**  
Maximum Height
-  **400.000**  
Lumens
-  **360° manual**  
Rotation
-  SINGLE PHASE
-  FREQUENCY
-  R.P.M.
-  WATER-COOLED
-  METAL HALIDE
-  **Hydraulic**  
Lifting system
-  DIESEL

**HIMOINSA Company with quality certification ISO 9001**

**HIMOINSA gensets are compliant with EC mark which includes the following directives:**

- 2006/42/CE Machinery safety.
- 2006/95/EC Low voltage.
- 2014/30/UE Electromagnetic compatibility.
- 2014/35/UE electrical equipment designed for use within certain voltage limits
- 2000/14/EC Sound Power level. Noise emissions outdoor equipment. (amended by 2005/88/EC)
- 97/68/EC Emissions of gaseous and particulate pollutants. (amended by 2012/46/EU)
- EN 12100, EN 13857, EN 60204

Ambient conditions of reference according to ISO 8528-1:2005 normative: 1000 mbar, 25°C, 30% relative humidity.

**Prime Power (PRP):**

According to ISO 8528-1:2005, Prime power is the maximum power which a generating set is capable of delivering continuously whilst supplying a variable electrical load when operated for an unlimited number of hours per year under the agreed operating conditions with the maintenance intervals and procedures being carried out as prescribed by the manufacturer. The permissible average power output (Ppp) over 24 h of operation shall not exceed 70 % of the PRP.

**HIMOINSA HEADQUARTERS:**

Fábrica: Ctra. Murcia - San Javier, Km. 23,6 | 30730 SAN JAVIER (Murcia) Spain  
Tel.+34 968 19 11 28 Fax +34 968 19 12 17 Fax +34 968 19 04 20 info@himoinsa.com www.himoinsa.com

**Manufacture facilities:**

SPAIN • FRANCE • INDIA • CHINA • USA • BRAZIL • ARGENTINA

**Subsidiaries:**

PORTUGAL | POLAND | GERMANY | UK | SINGAPORE | UAE | PANAMA | DOMINICAN REPUBLIC | ARGENTINA | ANGOLA | SOUTH AFRICA

Index of technical icons used in this catalogue

 Water-cooled	 Manual	 1500 1800 r.p.m.	 KIT Kit	 Metal halide Quartz iodine	 Maximum Height
 Air-cooled	 Hydraulic	 3000 3600 r.p.m.	 360 Rotation	 LED	 Lumens



## Compact Standard M5

APOLO COMPACT · Standar

Powered by YANMAR

### Specifications

Power (P.R.P)	kVA	6,4
Voltage (2+N)	V	230
Maximum dimensions (in working mode)	(L x W x H)	2425 x 2634 x 9219
Minimum dimensions (in transport mode)	(L x W x H)	2425 x 1300 x 2033
Weight	Kg	944
Fuel tank capacity	L	100
Tank refilling		External
Autonomy	Hours	63
Noise level (power at 7m)		90 LWA - 65 dB(A)

### Engine Specifications 1.500 r.p.m.

Model		YANMAR 3TNV76GGEH
Engine Type		4-stroke diesel
Injection Type		Indirect
Aspiration Type		Natural
Number of cylinders and arrangement		3-L
Bore and Stroke	mm	76 x 82
Displacement	L	1,116
Cooling System		Coolant
Lube Oil Specifications		SAE 3 class 10W30 / API grade CD,CF
Compression Ratio		23,5
Fuel consumption (lights only)	L/Hr	1,59
Governor	Type	Mechanical
Air Filter	Type	Dry
Inner diameter exhaust pipe	mm	40

### Generator

Poles	nº	4
Connection type (standard)		Series
Mounting type		S-5 7"1/2
Insulation	Class	H class
Enclosure (according IEC-34-5)		IP23
Exciter system		Self-excited, brushless
Voltage regulator		A.V.R. (Electronic)
Bracket type		Single bearing
Coupling system		Flexible disc
Coating type		Standard (Vacuum impregnation)

## Compact Standard M5

APOLO COMPACT · Standar

Powered by YANMAR

### Mast

Mast type		Hydraulic
Mast sections		9
Raising / lowering time		13/25 sec
Rotation		360° manual
Double safety block		Standard
Lamps	n°	4 x 1000 W
Lamps type		Metal halide
Total lumens	lm	4 x 100.000=400.000
Remaining power	kW	2,3

### Bodywork

Canopy		Standard
Retention tray		120 %
Auxiliary sockets		2 x 16 Amp
Auxiliary input supply socket		1 x 32 Amp
Lifting hook		Standard

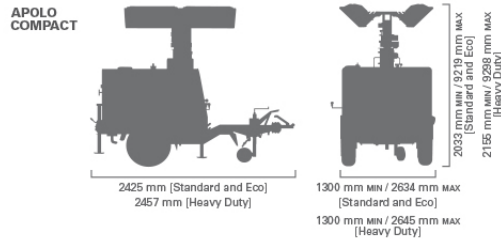
### Chassis

Chassis traction kit		Standard
Signalling lamps		Standard
Wheels		2 x 165R13
Stabilisers		4
Bracket holders		Standard

### Control panel

Control and protection panel		M7T manual controller
Thermal magnetic switches to protect the spotlights and auxiliary sockets		Standard
Manoeuvring push buttons		2 (1 rising, 1 descending)

## Dimensions

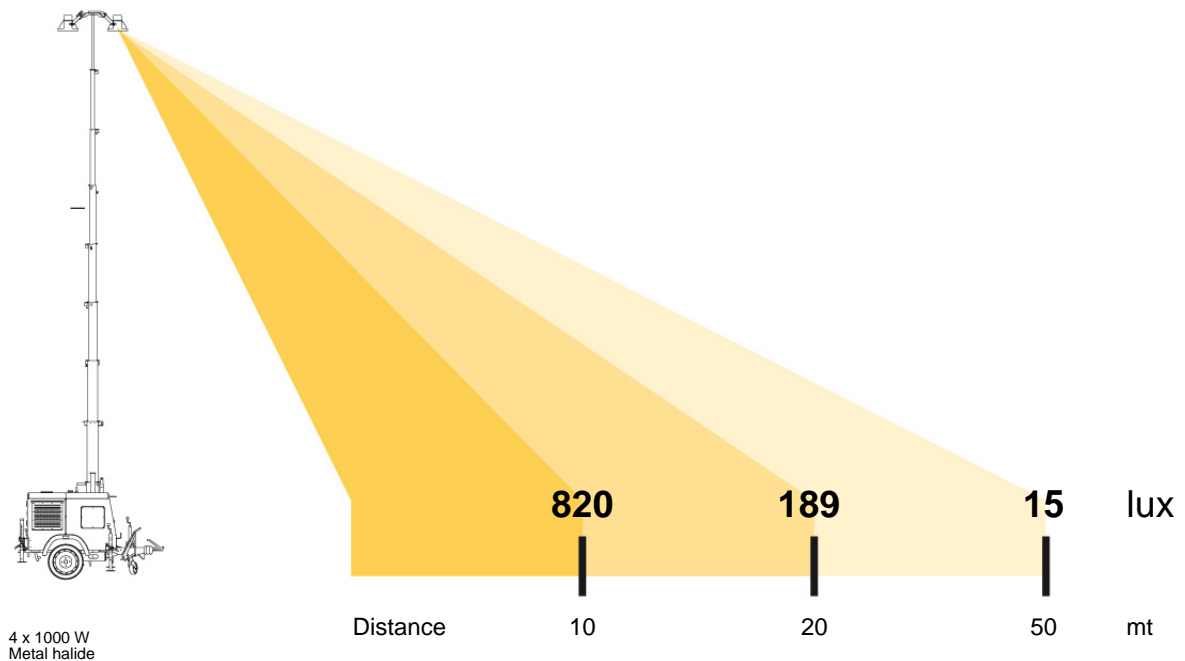


Maximum dimensions (in working mode)	(L x W x H)	2425 x 2634 x 9219
Minimum dimensions (in transport mode)	(L x W x H)	2425 x 1300 x 2033

DIMENSIONS CORRESPOND TO THE TOWERS MOUNTED WITH FLOODLIGHTS



## Light range



## Compact Standard M5

APOLO COMPACT · Standar

Powered by YANMAR

### Features

#### Lighting tower

- Hydraulic telescopic mast with 9 sections
- Reaches a working height of 9 meters
- Emergency stop
- Wide accesses for maintenance and control
- 4 stabilizers, two of which are extensible to guarantee stability
- Bubble level located at the top of the genset
- The tower is prepared for road transportation
- Jockey wheel included
- Draw bar with ball coupling
- Electrical connections for signalling lights (brakes lights, turning lights), reflectors and hand brake
- Includes lifting hooks and bracket holders
- Rings for fixation during transport
- Wheels: 2 x 165R13
- Optional :
  - High fixed draw bar
  - 14" wheels

#### Electric System of the Lighting Tower

- M7 controller
- Electrical control panel with earth leakage protection
- Watertight panel, for control, protection and managing
- Siren
- Thermal magnetic switches for spotlights and auxiliary sockets
- 2 manoeuvring push buttons (the upper button controls the vertical raise of the mast and the lower button controls the descent)
- The raising and descent of the mast is controlled only through 12 Vdc from the battery
- Two 16 amps auxiliary power sockets for the supply of power to auxiliary equipment
- One 32 amps supply auxiliary entry that allows the supply of current from an external source

Himoinsa has the right to modify any feature without prior notice.

Weights and dimensions based on standard products. Illustrations may include optional equipment.

Technical data described in this catalogue correspond to the available information at the moment of printing.

Industrial design under patent.

Local Distributor

## M7T Control Panel

### MULTILINGUAL CONTROL PANEL

- Single-phase voltage
- Current (A)
- Frequency (Hz)
- Active, apparent power (kW, kVA)
- Oil pressure and water temperature (kPa, °C)
- Battery voltage, battery charging alternator voltage (V)
- Engine Speed (rpm)

### ENGINE ALARMS

- High coolant temperature
- Low oil pressure
- Battery charge alternator failure
- Start failure
- Low water level
- Overspeed
- Underspeed
- Low battery voltage
- High coolant temperature (analogue)
- Low oil pressure (analogue)
- Low fuel level
- Unexpected shutdown
- Stop failure
- Emergency stop

### GENERATOR ALARMS

- Overload
- Over-voltage
- Under-voltage
- Over-frequency
- Under-frequency
- Over-current
- Inverse power
- Emergency stop

**Authorised Distributor:**



46, Jalan SS 22/21, Damansara Jaya,  
47400 Petaling Jaya,  
Selangor Darul Ehsan, Malaysia.  
Email: [ampmech@ampmech.com](mailto:ampmech@ampmech.com)  
Website: [www.ampmech.com](http://www.ampmech.com)

