














-  **8,3 meters**  
Maximum Height
-  **210.000**  
Lumens
-  **360° manual**  
Rotation
-  SINGLE PHASE
-  FREQUENCY
-  R.P.M.
-  WATER-COOLED
-  LED
-  **Hydraulic**  
Lifting system
-  DIESEL
-  STAGE V

**HIMOINSA Company with quality certification ISO 9001**  
**HIMOINSA gensets are compliant with EC mark which includes the following directives:**

- 2006/42/CE Machinery safety.
- 2006/95/EC Low voltage.
- 2014/30/UE Electromagnetic compatibility.
- 2014/35/UE electrical equipment designed for use within certain voltage limits
- 2000/14/EC Sound Power level. Noise emissions outdoor equipment. (amended by 2005/88/EC)
- 97/68/EC Emissions of gaseous and particulate pollutants. (amended by 2012/46/EU)
- EN 12100, EN 13857, EN 60204

Ambient conditions of reference according to ISO 8528-1:2005 normative: 1000 mbar, 25°C, 30% relative humidity.

**Prime Power (PRP):**

According to ISO 8528-1:2005, Prime power is the maximum power which a generating set is capable of delivering continuously whilst supplying a variable electrical load when operated for an unlimited number of hours per year under the agreed operating conditions with the maintenance intervals and procedures being carried out as prescribed by the manufacturer. The permissible average power output (Ppp) over 24 h of operation shall not exceed 70 % of the PRP.

**HIMOINSA HEADQUARTERS:**

Fábrica: Ctra. Murcia - San Javier, Km. 23,6 | 30730 SAN JAVIER (Murcia) Spain  
 Tel.+34 968 19 11 28 Fax +34 968 19 12 17 Fax +34 968 19 04 20 info@himoinsa.com www.himoinsa.com

**Manufacture facilities:**

SPAIN • FRANCE • INDIA • CHINA • USA • BRAZIL • ARGENTINA

**Subsidiaries:**

PORTUGAL | POLAND | GERMANY | UK | SINGAPORE | UAE | PANAMA | DOMINICAN REPUBLIC | ARGENTINA | ANGOLA | SOUTH AFRICA

Index of technical icons used in this catalogue

 Water-cooled	 Manual	 1500 1800 r.p.m.	 KIT Kit	 Metal halide Quartz iodine	 Maximum Height
 Air-cooled	 Hydraulic	 3000 3600 r.p.m.	 360 Rotation	 LED	 Lumens



### Specifications

Power (P.R.P)	kVA	2,8
Voltage (2+N)	V	230
Maximum dimensions (in working mode)	(L x W x H)	2550 x 1640 x 8300
Minimum dimensions (in transport mode)	(L x W x H)	2380 x 1360 x 2470
Weight	Kg	970
Fuel tank capacity	L	110
Tank refilling		Internal
Autonomy	Hours	200
Noise level (power at 7m)		83 LWA - 53 dB(A)

### Engine Specifications 1.500 r.p.m.

Model		YANMAR 2TNV70WHR
Engine Type		4-stroke diesel
Injection Type		Indirect
Aspiration Type		Natural
Number of cylinders and arrangement		2-L
Bore and Stroke	mm	70 x 74
Displacement	L	0,57
Cooling System		Coolant
Lube Oil Specifications		SAE 3 class 10W30 / API grade CD,CF
Compression Ratio		23,4
Governor	Type	Mechanical
Air Filter	Type	Dry
Inner diameter exhaust pipe	mm	40

### Generator

Poles	nº	4
Connection type (standard)		Series
Mounting type		S-5 7"1/2
Insulation	Class	H class
Enclosure (according IEC-34-5)		IP21
Exciter system		Self-regulated brushless
Voltage regulator		Capacitor
Bracket type		Single bearing
Coupling system		Flexible disc
Coating type		Standard (Vacuum impregnation)

### Mast

Mast type		Hydraulic
Mast sections		8
Raising / lowering time		13/25
Rotation		360° manual
Double safety block		Standard
Lamps	n°	4 x 350 W
Lamps type		LED
Total lumens	lm	4 x 52.500 = 210.000
Remaining power	kW	1,4

### Bodywork

Canopy		Polyethylene
Retention tray		Sí
Auxiliary sockets		1 x 16 Amp
Auxiliary input supply socket		1 x 16 Amp
Lifting hook		Standard

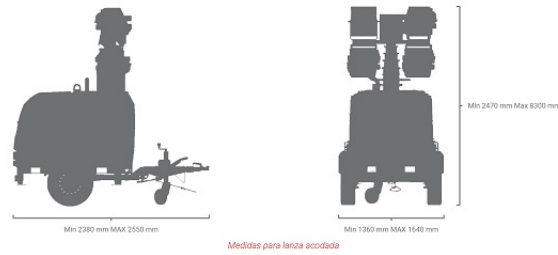
### Chassis

Chassis traction kit		-
Signalling lamps		-
Wheels		-
Stabilisers		4
Bracket holders		Standard

### Control panel

Control and protection panel		CET8 manual controller
Thermal magnetic switches to protect the spotlights and auxiliary sockets		Standard
Manoeuvring push buttons		Joystick (For ascend and descend)

## Dimensions



Maximum dimensions (in working mode)	(L x W x H)	2550 x 1640 x 8300
Minimum dimensions (in transport mode)	(L x W x H)	2380 x 1360 x 2470

DIMENSIONS CORRESPOND TO THE TOWERS MOUNTED WITH FLOODLIGHTS



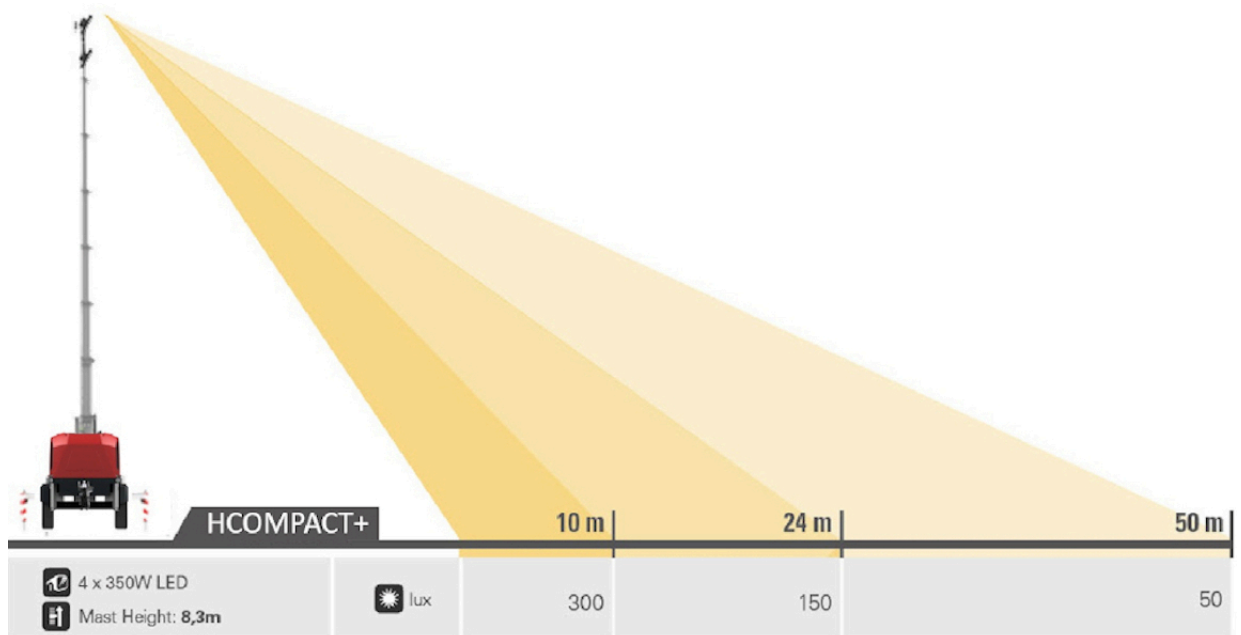
\* Amounts related to mounted towers

5 Units \*

10 Units \*

12 Units \*

## Light range



## Features

### Lighting tower

- Hydraulic telescopic mast with 8 sections
- Bubble level located at the bottom of the mast
- 4 extensible stabilizers to guarantee stability
- Output manifold
- Tilting lights until 180°
- Lifting hook and cavities for forklift forks on all 4 sides
- Emergency stop
- Wide accesses for maintenance and control
- Area Coverage > 20 lux : 6400 m2
- Light power control system
- Reaches a total working height of 8.3 m
- Heavy Duty polyethylene body
- AMOSS system. Guarantees that it can only be transported with the mast lowered
- Foldable hood with push button and gas strut
- Optional :
  - Light sensor at the top of the mast
  - C4Cloud

### Electric System of the Lighting Tower

- Electrical control panel with earth leakage protection
- Siren
- Thermal magnetic switches for spotlights and auxiliary sockets
- The raising and descent of the mast is controlled only through 12 Vdc from the battery
- Electric panel for control, protection and managing
- CET8-Controller
- Managing joystick (For ascent and descent)

Himoinsa has the right to modify any feature without prior notice.

Weights and dimensions based on standard products. Illustrations may include optional equipment.

Technical data described in this catalogue correspond to the available information at the moment of printing.

Industrial design under patent.

Local Distributor

Authorised Distributor:



46, Jalan SS 22/21, Damansara Jaya,  
47400 Petaling Jaya,  
Selangor Darul Ehsan, Malaysia.  
Email: [ampmech@ampmech.com](mailto:ampmech@ampmech.com)  
Website: [www.ampmech.com](http://www.ampmech.com)