













-  **9 meters**
Maximum Height
-  **210.000**
Lumens
-  **360° manual**
Rotation
-  SINGLE PHASE
-  **60**
Hz FREQUENCY
-  **1800**
R.P.M.
-  WATER-COOLED
-  LED
-  **Manual**
Lifting system
-  DIESEL

HIMOINSA Company with quality certification ISO 9001

HIMOINSA gensets are compliant with EC mark which includes the following directives:

- 2006/42/CE Machinery safety.
- 2006/95/EC Low voltage.
- 2014/30/UE Electromagnetic compatibility.
- 2014/35/UE electrical equipment designed for use within certain voltage limits
- 2000/14/EC Sound Power level. Noise emissions outdoor equipment. (amended by 2005/88/EC)
- 97/68/EC Emissions of gaseous and particulate pollutants. (amended by 2012/46/EU)
- EN 12100, EN 13857, EN 60204

Ambient conditions of reference according to ISO 8528-1:2005 normative: 1000 mbar, 25°C, 30% relative humidity.

Prime Power (PRP):

According to ISO 8528-1:2005, Prime power is the maximum power which a generating set is capable of delivering continuously whilst supplying a variable electrical load when operated for an unlimited number of hours per year under the agreed operating conditions with the maintenance intervals and procedures being carried out as prescribed by the manufacturer. The permissible average power output (Ppp) over 24 h of operation shall not exceed 70 % of the PRP.

HIMOINSA HEADQUARTERS:

Fábrica: Ctra. Murcia - San Javier, Km. 23,6 | 30730 SAN JAVIER (Murcia) Spain
Tel.+34 968 19 11 28 Fax +34 968 19 12 17 Fax +34 968 19 04 20 info@himoinsa.com www.himoinsa.com

Manufacture facilities:

SPAIN • FRANCE • INDIA • CHINA • USA • BRAZIL • ARGENTINA

Subsidiaries:

PORTUGAL | POLAND | GERMANY | UK | SINGAPORE | UAE | PANAMA | DOMINICAN REPUBLIC | ARGENTINA | ANGOLA | SOUTH AFRICA

Index of technical icons used in this catalogue

| | | | | | |
|--|---|---|---|---|--|
|  Water-cooled |  Manual |  1500 1800 r.p.m. |  KIT Kit |  Metal halide Quartz iodine |  Maximum Height |
|  Air-cooled |  Hydraulic |  3000 3600 r.p.m. |  360 Rotation |  LED |  Lumens |



Specifications

| | | |
|--|-------------|--------------------|
| Power (P.R.P) | kVA | 2,8 |
| Voltage (2+N) | V | 230 |
| Maximum dimensions (in working mode) | (L x W x H) | 3162 x 2781 x 9068 |
| Minimum dimensions (in transport mode) | (L x W x H) | 3944 x 1451 x 1892 |
| Weight | Kg | 747 |
| Fuel tank capacity | L | 114 |
| Tank refilling | | External |
| Autonomy | Hours | 207 |
| Noise level (power at 7m) | | 101 LWA - 76 dB(A) |

Engine Specifications 1.800 r.p.m.

| | | |
|-------------------------------------|------|-------------------------------------|
| Model | | YANMAR 2TNV70WHR |
| Engine Type | | 4-stroke diesel |
| Injection Type | | Indirect |
| Aspiration Type | | Natural |
| Number of cylinders and arrangement | | 2-L |
| Bore and Stroke | mm | 70 x 74 |
| Displacement | L | 0,57 |
| Cooling System | | Coolant |
| Lube Oil Specifications | | SAE 3 class 10W30 / API grade CD,CF |
| Compression Ratio | | 23,4 |
| Fuel consumption (lights only) | L/Hr | 0,55 |
| Governor | Type | Mechanical |
| Air Filter | Type | Dry |
| Inner diameter exhaust pipe | mm | 40 |

Generator

| | | |
|--------------------------------|-------|--------------------------------|
| Poles | nº | 4 |
| Connection type (standard) | | Series |
| Mounting type | | S-5 6,5" |
| Insulation | Class | H class |
| Enclosure (according IEC-34-5) | | IP21 |
| Exciter system | | Self-regulated brushless |
| Voltage regulator | | Capacitor |
| Bracket type | | Single bearing |
| Coupling system | | Flexible disc |
| Coating type | | Standard (Vacuum impregnation) |

Mast

| | | |
|-------------------------|----|---------------------|
| Mast type | | Manual |
| Mast sections | | 3 |
| Raising / lowering time | | - |
| Rotation | | 360° manual |
| Double safety block | | Standard |
| Lamps | n° | 4 x 350 W |
| Lamps type | | LED |
| Total lumens | lm | 4 x 52500 = 210.000 |
| Remaining power | kW | 1.4 |

Bodywork

| | | |
|-------------------------------|--|------------|
| Canopy | | Standard |
| Retention tray | | - |
| Auxiliary sockets | | 2 x 16 Amp |
| Auxiliary input supply socket | | - |
| Lifting hook | | Standard |

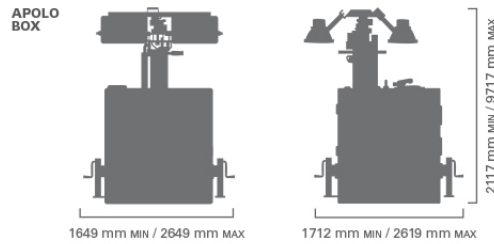
Chassis

| | | |
|----------------------|--|--------------------------------------|
| Chassis traction kit | | Standard |
| Signalling lamps | | Reflectors (rear light kit optional) |
| Wheels | | 2 x 165R13 |
| Stabilisers | | 4 |
| Bracket holders | | Standard |

Control panel

| | | |
|---|--|-----------------------|
| Control and protection panel | | M7T manual controller |
| Thermal magnetic switches to protect the spotlights and auxiliary sockets | | Standard |
| Manoeuvring push buttons | | |

Dimensions



| | | |
|--|-------------|--------------------|
| Maximum dimensions (in working mode) | (L x W x H) | 3162 x 2781 x 9068 |
| Minimum dimensions (in transport mode) | (L x W x H) | 3944 x 1451 x 1892 |

DIMENSIONS CORRESPOND TO THE TOWERS MOUNTED WITH FLOODLIGHTS



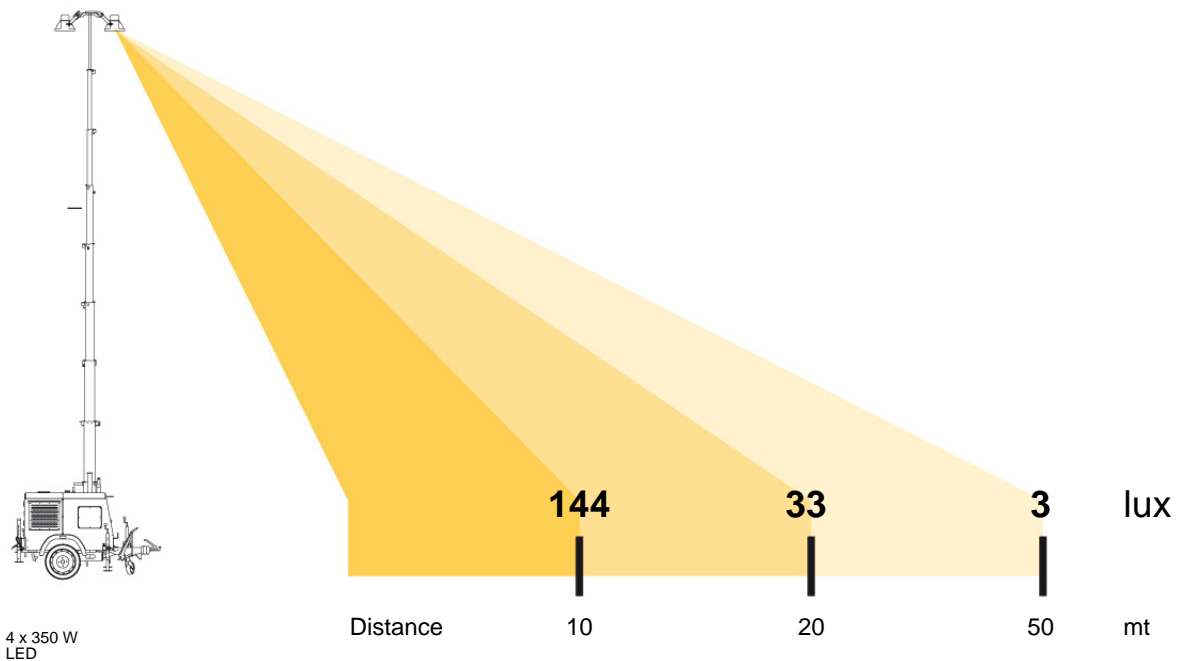
* Amounts related to dismantled towers

6 Units *

18 Units *

18 Units *

Light range



Features

Lighting tower

- Emergency stop
- Wide accesses for maintenance and control
- 4 stabilizers, two of which are extensible to guarantee stability
- Bubble level located at the top of the genset
- Draw bar with ball coupling
- Includes lifting hooks and bracket holders
- Rings for fixation during transport
- Wheels: 2 x 165R13
- Extensible and tilting mast
- Optional : · Electrical connections for signalling lights (brakes lights, turning lights), reflectors and hand brake

Electric System of the Lighting Tower

- M7T controller
- Watertight panel, for control, protection and managing
- Thermal magnetic switches for spotlights and auxiliary sockets
- Two 16 amps auxiliary power sockets for the supply of power to auxiliary equipment

Himoinsa has the right to modify any feature without prior notice.

Weights and dimensions based on standard products. Illustrations may include optional equipment.

Technical data described in this catalogue correspond to the available information at the moment of printing.

Industrial design under patent.

Local Distributor

M7T Control Panel

MULTILINGUAL CONTROL PANEL

- Single-phase voltage
- Current (A)
- Frequency (Hz)
- Active, apparent power (kW, kVA)
- Oil pressure and water temperature (kPa, °C)
- Battery voltage, battery charging alternator voltage (V)
- Engine Speed (rpm)

ENGINE ALARMS

- High coolant temperature
- Low oil pressure
- Battery charge alternator failure
- Start failure
- Low water level
- Overspeed
- Underspeed
- Low battery voltage
- High coolant temperature (analogue)
- Low oil pressure (analogue)
- Low fuel level
- Unexpected shutdown
- Stop failure
- Emergency stop

GENERATOR ALARMS

- Overload
- Over-voltage
- Under-voltage
- Over-frequency
- Under-frequency
- Over-current
- Inverse power
- Emergency stop

Authorised Distributor:



46, Jalan SS 22/21, Damansara Jaya,
47400 Petaling Jaya,
Selangor Darul Ehsan, Malaysia.
Email: ampmech@ampmech.com
Website: www.ampmech.com

