

## B07 Miniature ported filter/regulator

- Port size: G1/8 & G1/4
- Very compact unit
- High efficiency fluids and particle removal



### Technical features

<b>Medium:</b> Compressed air only	<b>Element:</b> 5 or 40 µm	<b>Drain:</b> Manual or automatic	<b>Materials:</b> Body: Zinc alloy Bonnet: Acetal Bowl: Plastic or zinc alloy Filter element: Sintered PP Seals: NBR
<b>Maximum inlet pressure:</b> 10 bar (145 psi) Transparent bowl 17 bar (246 psi) Metal bowl	<b>Flow:</b> see below	<b>Ambient/Media temperature:</b> Transparent bowl -34 ... +50°C (-29 ... +122°F) Metal bowl -34 ... +65°C (-29 ... +149°F) Air supply must be dry enough to avoid ice formation at temperatures below +2°C (+35°F)	
<b>Pressure range:</b> 0,3 ... 7 bar (4 ... 101 psi), 0,3 ... 3,5 bar (4 ... 50 psi), 0,1 ... 0,7 bar (1 ... 10 psi), 0,3 ... 10 bar (4 ... 145 psi)	<b>Port sizes:</b> G1/8 or G1/4 Rc1/8 (Gauge)		
	<b>Bowl:</b> 31 ml		

### Technical data, standard models with relieving

Symbol	Port size	Pressure range (bar)	Element (µm)	Flow *1) (dm <sup>3</sup> /s)	Drain	Bowl	Weight (kg)	Model
	G1/8	0,3 ... 7	40	6,2	Manual	Plastic	0,26	B07-101-M3KG
	G1/4	0,3 ... 7	40	6,5	Manual	Plastic	0,26	B07-201-M3KG
	G1/8	0,3 ... 7	40	6,2	Automatic	Plastic	0,26	B07-101-A3KG
	G1/4	0,3 ... 7	40	6,5	Automatic	Plastic	0,26	B07-201-A3KG

\*1) Flow at inlet pressure 10 bar (145 psi), outlet pressure 6,3 bar (91 psi) and pressure drop 1 bar (14 psi)

### Option selector

Port size	Substitute
1/8"	1
1/4"	2
Bowl/Option	Substitute
Plastic/relieving	01
Plastic/non-relieving	03
Metal/relieving	33
Metal/non-relieving	35
Metal/relieving	05 *2)
Metal/non-relieving	07 *2)

B07-★★★★-★★★★

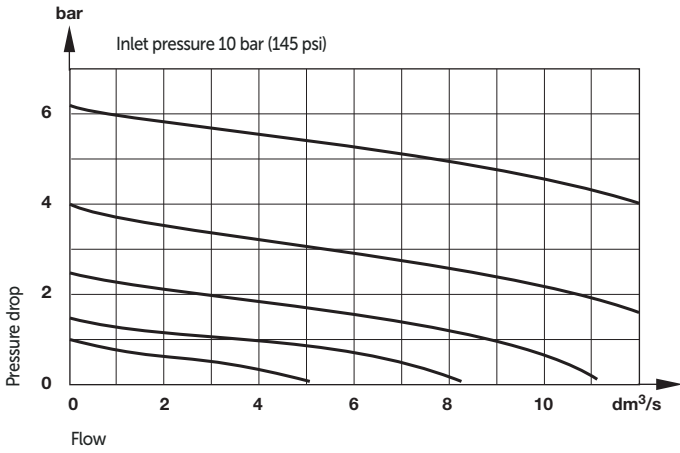
Thread	Substitute
PTF	A
ISO G	G
Pressure range (bar) *1)	Substitute
0,1 ... 0,7	A
0,3 ... 3,5	E
0,3 ... 7	K
0,3 ... 10	M *2)
Element (µm)	Substitute
5	1
40	3
Drain	Substitute
Automatic	A
Manual	M

\*1) Outlet pressure can be adjusted to pressures in excess of, and less than, those specified. Do not use these units to control pressures outside of the specified ranges.

\*2) When specifying 10 bar (145 psi) unit, eg. B07-205-A3MG, also note correct code at 5th, 6th and 9th digits.

## Flow characteristics

Port size 1/4", 40 µm Element, Pressure range 0,3 ... 7 bar



## Accessories



## Service kit



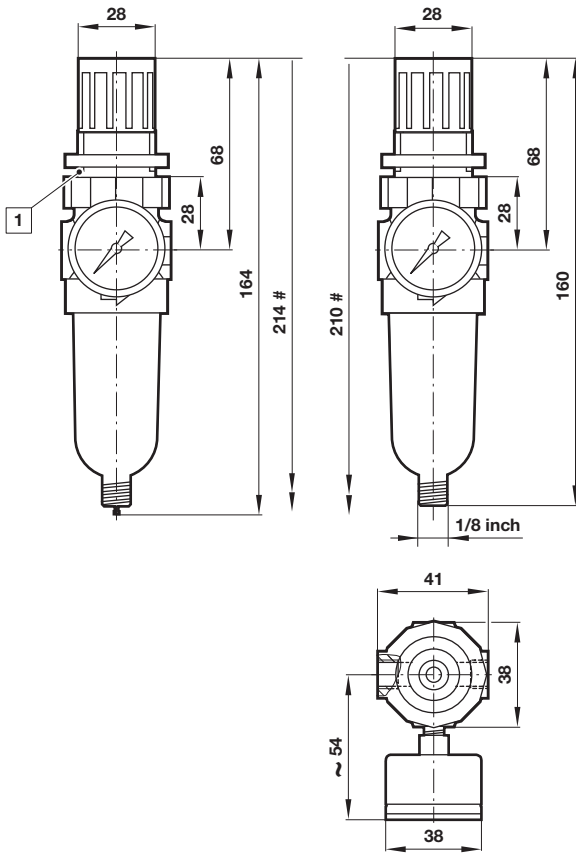
Wall mounting bracket and panel nut	Panel nut	Tamper resistant field modification	Gauge ø 40 mm
			
<b>1</b> & <b>4</b>	<b>4</b>	<b>3</b>	<b>6</b>
18-025-003 (with plastic nut) 18-025-004 (with metal nut)	2962-04 (Metal) 2962-89 (Plastic)	18-001-092	18-015-990 (0 ... 4 bar) 18-015-989 (0 ... 10 bar)

## Dimensions

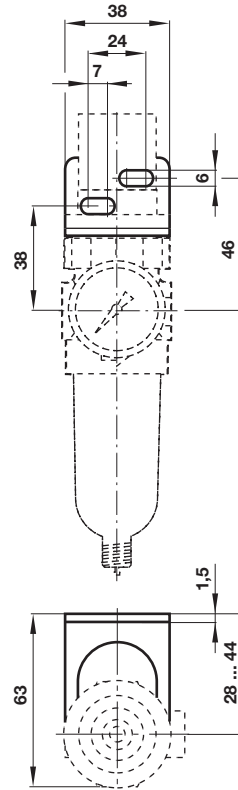
Manual drain

Automatic drain

Dimensions in mm  
Projection/First angle



## Bracket mounting



# Minimum clearance required to remove bowl  
1 Panel mounting hole  $\varnothing$  31 mm

### Authorised Distributor:



46, Jalan SS 22/21, Damansara Jaya,  
47400 Petaling Jaya,  
Selangor Darul Ehsan, Malaysia.  
Email: [ampmech@ampmech.com](mailto:ampmech@ampmech.com)  
Website: [www.ampmech.com](http://www.ampmech.com)

### Warning

These products are intended for use in industrial compressed air systems only. Do not use these products where pressures and temperatures can exceed those listed under »**Technical features/ data**«.

Before using these products with fluids other than those specified, for non-industrial applications, life-support systems or other applications not within published specifications, consult Norgren Ltd.

Through misuse, age, or malfunction, components used in fluid power systems can fail in various modes.

The system designer is warned to consider the failure modes of all component parts used in fluid power systems and to provide adequate safeguards to prevent personal injury or damage to equipment in the event of such failure.

System designers must provide a warning to end users in the system instructional manual if protection against a failure mode cannot be adequately provided.

System designers and end users are cautioned to review specific warnings found in instruction sheets packed and shipped with these products.